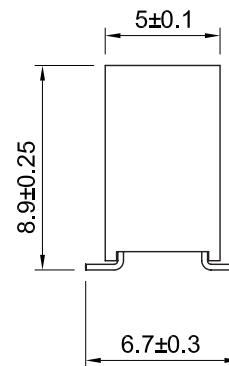
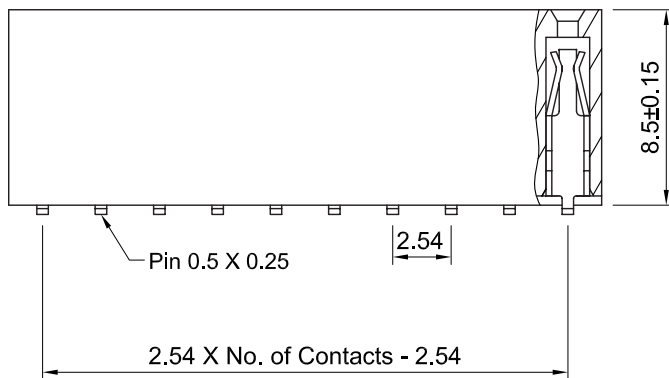
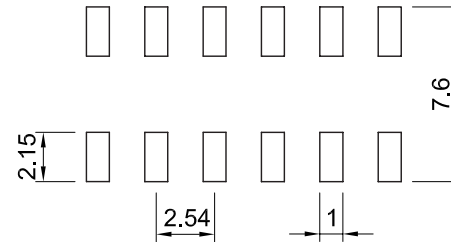
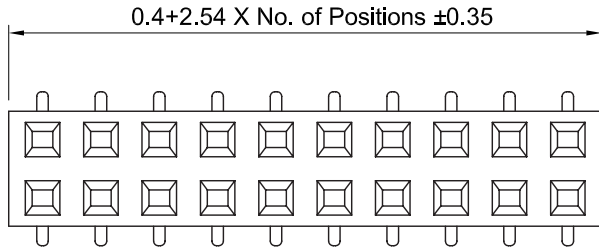


Recommended P.C. Board SMD Layout



Specifications

Current Rating: 3 Amps
 Insulator Resistance: 1000 Megohms min.
 Contact Resistance: 20 m ohms max.
 Dielectric Withstanding: AC 600V
 Operating Temperature : -40°C ~ +125°C
 Contact Material: Phosphor Bronze
 Insulator Material: Polyester, UL 94V-0, Nylon-6T
 Contact Plated: See Option / Standard = Full Gold Flash

Part Numbering System

FHC-SD-855067 - XX - X X X X N

Series _____
No. of Pins _____
Post Option: _____
 Nil = w/o Alignment Pin
 A = with Alignment Pin
Contact Plating _____
Cap Option: _____
 Nil = No Cap
 F = Film
 M = Metal Cap
 P = Plastic Cap
Packing Method: _____
 B = Tube
 T = Tape and Reel
Insulator Material: _____
 N = High Temperature Nylon-6T

* Contact Plating Option

Full Gold Plating	Gold Plated On Contact Area Tin Plated on Solder Area	Full Tin Plating
G : Gold Flash G10: Gold 10u" G15: Gold 15u" G30: Gold 30u"	S: Gold Flash S10: Gold 10u" S15: Gold 15u" S30: Gold 30u"	T: Tin 100u"

General Tolerance

X. ± 0.50	X.° $\pm 5^\circ$
.X ± 0.20	.X° $\pm 2^\circ$
.XX ± 0.10	.XX° $\pm 1^\circ$
Units : mm	